

**Class – X**  
**Computer Application (165)**  
**Sample Question Paper 2019-20**

**Max. Marks: 30**

**Duration: 2 hrs.**




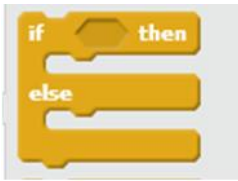
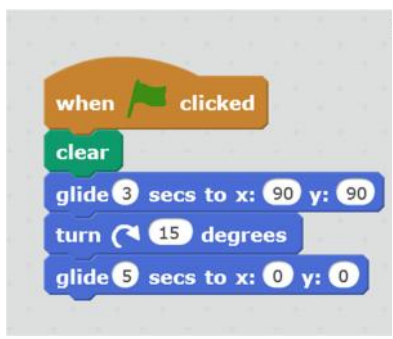
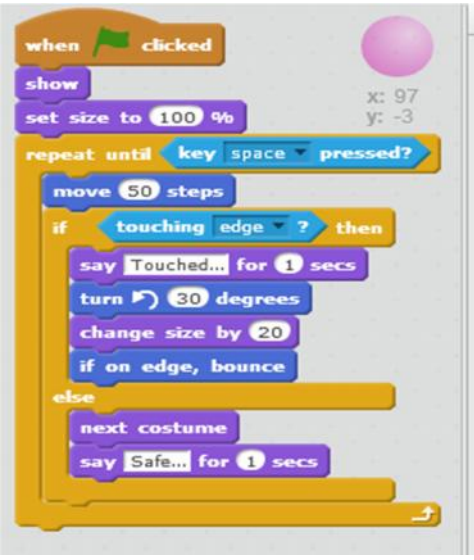
**General Instructions:**

- *The paper contains 4 sections – Section A , Section B and Section C and Section D*
- *Section A and B has to be attempted by all students.*
- *Students may attempt any one of the two - Section C (Scratch ) OR Section D (Python)*

Q No.	<u><b>Section – A</b></u>	Marks
1	Expand SMTP.	1
2	Consider the following HTML statement: <body bgcolor ="Blue" alink ="red" vlink="yellow"> In the above statement, what do you mean by 'alink' and 'vlink'?	1
3	Rashmi has to send an email to Raees. She also wants to send the same e-mail to Vandana but does not want Raees to know about it. Which option out of 'cc' or 'bcc' should Rashmi use to enter the email address of Vandana?	1
4	Geetu is an artist. She posts her artwork on the internet. One day she comes to know that Shreyas has downloaded one of the paintings that she had posted without her permission. He had further printed that image on an invitation card. Has Shreyas done the right thing? Which right of Geetu has he infringed?  <p style="text-align: center;"><b>OR</b></p> Define plagiarism.	1
5	Give one difference between 3G and 4G.	1
6	Define the term Digital Divide.	1
7	Ritwik wants to use a software but does not want to pay for it. Which type of software can he use?	1
	<u><b>Section – B</b></u>	
8	Write any one application each of e-Governance and e-commerce.	2
9	Kuhu has just learnt how to do online banking. Name any two precautions that she should take to prevent online fraud.	2
10	Name the following with respect to HTML: a. Attribute for changing bullet type of list tag. b. Element to create a hyperlink	2
11	Write HTML code to display the unordered list (with square bullets) of two cities	2

	<p>“DELHI” and “MUMBAI”. The web page should have a yellow background and the title of the page should be ‘My Cities’</p> <p style="text-align: center;"><b>OR</b></p> <p>Write HTML code to display an ordered list (with uppercase roman numbers) listing any three subjects being taught in your school. The web page should have a red background and the title of the page should be ‘My Subjects’</p>																			
12	<p>Form a CSS code within the &lt;head&gt;....&lt;/head&gt; for the following specifications:</p> <p>Background colour : blue  For the paragraph,  font family is Dotum and colour of the text is red  Heading should be in black colour</p>	2																		
13	<p>Write the HTML code to do the following:</p> <ol style="list-style-type: none"> <li>a. To display a horizontal line of green colour.</li> <li>b. To create a hyperlink on the word CLICK to an image named testimage.jpeg</li> </ol>	2																		
14	<p>Write output of the following HTML code.</p> <pre>&lt;html&gt; &lt;head&gt; &lt;title&gt; Table &lt;/title&gt; &lt;/head&gt; &lt;body&gt; &lt;table border="1"&gt; &lt;tr&gt; &lt;td align="center" rowspan="2"&gt; ONE &lt;/td&gt; &lt;td&gt; TWO &lt;/td&gt; &lt;td&gt;THREE &lt;/td&gt; &lt;/tr&gt; &lt;tr&gt; &lt;td&gt; Rose &lt;/td&gt; &lt;td&gt; Lily &lt;/td&gt; &lt;/tr&gt; &lt;tr&gt; &lt;td align="center"&gt; Pansy &lt;/td&gt; &lt;td align="center" colspan="2"&gt; Dahlia &lt;/td&gt; &lt;/tr&gt; &lt;/table&gt; &lt;/body&gt; &lt;/html&gt;</pre> <p style="text-align: center;"><b>OR</b></p> <p>Observe the following table and write the HTML code to generate it:</p> <table border="1" style="margin-left: auto; margin-right: auto;"> <thead> <tr> <th rowspan="2">SERIALNO</th> <th rowspan="2">CLASS</th> <th colspan="3">NUMBER OF STUDENTS</th> </tr> <tr> <th>ENGLISH</th> <th>HINDI</th> <th>REGIONAL</th> </tr> </thead> <tbody> <tr> <td>1</td> <td>X A</td> <td>35</td> <td>10</td> <td>6</td> </tr> <tr> <td>2</td> <td>X B</td> <td>31</td> <td>15</td> <td>4</td> </tr> </tbody> </table>	SERIALNO	CLASS	NUMBER OF STUDENTS			ENGLISH	HINDI	REGIONAL	1	X A	35	10	6	2	X B	31	15	4	3
SERIALNO	CLASS			NUMBER OF STUDENTS																
		ENGLISH	HINDI	REGIONAL																
1	X A	35	10	6																
2	X B	31	15	4																

**Section – C (Scratch)**

<p>15</p>	<p>Differentiate between  and  blocks?</p> <p>Differentiate between  and  blocks.</p> <p align="center">OR</p>	<p>2</p>
<p>16</p>	<p>Study the scripts given below and answer the questions.</p>	<p>4</p>
<p>(i)</p>	<p>What will be the final position of the cat (Scratch mascot) after running the following script?</p> 	<p>1</p>
<p>(ii)</p>	<p>What happens when the sprite does not touch the edge of the stage?</p> 	<p>1</p>

(iii)	In question (ii) above, what happens when the sprite touches the edges.	2
17	Name the tab and category of blocks that should be selected to do the following: (i) Ask the user's name (ii) Add a variable to store points of the game	2
<b>Section – D ( Python)</b>		
18.	Which of the following are valid variable names in Python? 1plus2 , if, my_book, yes&no, helloworld	1
19.	What will be output of the following expressions? <b>#Considering Python 2.7</b> >>> print ('Test' * 3) >>> print ('7'+ '8')  <b>OR</b>  <b>#Considering Python 3.x</b> >>> print ('Test' * 3) >>> print ('7'+ '8')	2
20.	What will be output of the following code if the user enters Principal amount as 20000 and Time as 10 years. <b>#Considering Python 2.7</b> P = input("Enter Principal amount:") T = input("Enter Time:") if T>10: SI = P*T*10/100 else: SI = P*T*15/100 print("Simple Interest = ",SI)  <b>OR</b>  <b>#Considering Python 3.x</b> P = input("Enter Principal amount:") T = input("Enter Time:") if T>10: SI = P*T*10/100 else: SI = P*T*15/100 print("Simple Interest = ",SI)	2
21.	Write a code that displays the sum of first 10 natural numbers.	3



**Class – X**  
**Computer Application (165)**  
**Marking Scheme - SQP (2019-20)**

**Max. Marks: 30**

**Duration: 2 hrs.**

**General Instructions**

- The paper contains 4 sections – Section A, Section B, Section C and Section D
- Section A and B has to be attempted by all students.
- Students may attempt any one of the two - Section C (Scratch ) OR Section D (Python)

Q No.	<b><u>Section – A</u></b>	Marks
1	<p>Expand SMTP.</p> <p><b>Answer: Simple Mail Transfer protocol</b> ( 1 mark for the correct answer)</p>	1
2	<p>Consider the following HTML statement: &lt;body bgcolor =”Blue” alink =”red” vlink=”yellow”&gt; In the above statement, what do you mean by ‘alink’ and ‘vlink’?</p> <p><b>Answer: Alink stands for active link while vlink stands for visited link. When the cursor is positioned on the hyperlinked text, the coloured specified in alink attribute (red) is seen. When the link has been clicked once, the colour changes to the one specified in vlink attribute ( yellow)</b> ( 1 mark for the correct difference)</p>	1
3	<p>Rashmi has to send an email to Raees. She also wants to send the same e-mail to Vandana but does not want Raees to know about it. Which option out of ‘cc’ or ‘bcc’ should Rashmi use to enter the email address of Vandana?</p> <p><b>Answer: bcc ( blind carbon copy)</b> ( 1 mark for the correct answer)</p>	1
4	<p>Geetu is an artist. She posts her artwork on the internet. One day she comes to know that Shreyas has downloaded one of the paintings that she had posted without her permission. He had further printed that image on an invitation card. Has Shreyas done the right thing? Which right of Geetu has he infringed?</p> <p><b>Answer: No, Intellectual Property Rights</b> ( 1 mark for the correct answer)</p> <p style="text-align: center;"><b>OR</b></p> <p>Define plagiarism.</p> <p><b>Answer: When we download someone else’s work or ideas and pass them as our own, then this practice is known as plagiarism.</b> ( 1 mark for the correct definition)</p>	1

5	<p>Give one difference between 3G and 4G.</p> <p><b>Answer:</b></p> <ul style="list-style-type: none"> <li>○ <b>The speed of 4G is about 10 times faster than 3G</b></li> <li>○ <b>We can stream audio and video content using 4G</b></li> </ul> <p><i>( 1 mark for any one correct point)</i></p>	1
6	<p>Define the term Digital Divide.</p> <p><b>Answer: The gap between technical knowledge of the people who have access to computers and internet and those who do not have that access.</b></p> <p><i>( 1 mark for correct definition)</i></p>	1
7	<p>Ritwik wants to use a software but does not want to pay for it. Which type of software can he use?</p> <p><b>Answer: Open Source Software</b></p> <p><i>( 1 mark for correct definition)</i></p>	1
<b><u>Section – B</u></b>		
8	<p>Write any one application each of e-Governance and e-commerce.</p> <p><b>Answer:</b></p> <p><b>overnance</b></p> <ul style="list-style-type: none"> <li>○ <b>Filing of online application forms for Aadhar card, passport</b></li> <li>○ <b>Filing of IT returns online</b></li> <li>○ <b>Registering an online complaint for any grievance related to government</b></li> </ul> <p><b>ommerce</b></p> <ul style="list-style-type: none"> <li>○ <b>Able to do online transactions</b></li> <li>○ <b>No need to go to bank for updating the passbooks depositing the money</b></li> <li>○ <b>Online shopping</b></li> </ul> <p><i>( 1 mark each for giving one point for e-Governance and one point for e-commerce)</i></p>	2
9	<p>Kuhu has just learnt how to do online banking. Name any two precautions that she should take to prevent online fraud.</p> <p><b>Answer:</b></p> <ul style="list-style-type: none"> <li>○ <b>Do not share user id and password with anyone</b></li> <li>○ <b>Avoid doing transactions from cyber café and other public places</b></li> </ul> <p><i>( 1 mark for each correct point)</i></p>	2
10	<p>Name the following with respect to HTML:</p> <ol style="list-style-type: none"> <li>a. Attribute for changing bullet type of list tag. <b>Answer: type</b></li> <li>b. Element to create a hyperlink <b>Answer: &lt;a&gt;</b></li> </ol> <p><i>( 1 mark for each correct answer)</i></p>	2

<p>11</p>	<p>Write HTML code to display the unordered list (with square bullets) of two cities "DELHI" and "MUMBAI". The web page should have a yellow background and the title of the page should be 'My Cities'</p> <p><b>Answer</b></p> <pre> &lt;HTML&gt; &lt;HEAD&gt; &lt;TITLE&gt; My Cities&lt;/TITLE&gt; &lt;/HEAD&gt; &lt;BODY bgcolor="yellow"&gt; &lt;UL type="square"&gt; &lt;LI&gt; DELHI &lt;/LI&gt; &lt;LI&gt; MUMBAI &lt;/LI&gt; &lt;/UL&gt; &lt;/BODY&gt; &lt;/HTML&gt; </pre> <p>( 1 mark for correct structure of the HTML code with correct title element and correct attribute of body element  ( 1 mark for correct &lt;UL&gt;.... &lt;/UL&gt; part with correct value of type attribute)</p> <p style="text-align: center;"><b>OR</b></p> <p>Write HTML code to display an ordered list (with uppercase roman numbers) listing any three subjects being taught in your school. The web page should have a red background and the title of the page should be 'My Subjects'</p> <p><b>Answer</b></p> <pre> &lt;HTML&gt; &lt;HEAD&gt; &lt;TITLE&gt; My Subjects&lt;/TITLE&gt; &lt;/HEAD&gt; &lt;BODY bgcolor="red"&gt; &lt;OL type="I"&gt; &lt;LI&gt; Science&lt;/LI&gt; &lt;LI&gt; Maths&lt;/LI&gt; &lt;LI&gt; Computers&lt;/LI&gt; &lt;/OL&gt; &lt;/BODY&gt; &lt;/HTML&gt; </pre> <p>( 1 mark for correct structure of the HTML code with correct title element and correct attribute of body element  ( 1 mark for correct &lt;OL&gt;.... &lt;/OL&gt; part with correct value of type attribute )</p>	<p>2</p>
<p>12</p>	<p>Form a CSS code within the &lt;head&gt;....&lt;/head&gt; for the following specifications:</p> <p>Background colour : blue  For the paragraph,  font family is Dotum and colour of the text is red  Heading should be in black colour</p> <p><b>Answer:</b></p> <pre> &lt;head&gt; &lt;style&gt; </pre>	<p>2</p>



```

body { background-color: blue;}
p {color:red;
font-family:Dotum;
}
h1{ color: black;}
</style>
</head>

```

(1 mark for correct style for paragraph  
1/2 mark each for correct style for h1 and body )

13

Write the HTML code to do the following:

- a. To display a horizontal line of green colour.

**Answer:** <hr color="green">

( 1 mark for correct answer)

- b. To create a hyperlink on the word CLICK to an image named testimage.jpeg

**Answer:** < a href="testimage.jpeg"> CLICK </a>

( 1 mark for correct answer)

2

14

Write output of the following HTML code.

```

<html> <head> <title> Table </title> </head>
<body>
<table border="1">
<tr> <th align="center" rowspan="3"> ONE </th> <th> TWO </th>
<th>THREE </th> </tr>
<tr> <td> Rose </td> <td> Lily </td> </tr>
<tr> <td align="center"> Pansy </td> <td align="center"
colspan="2"> Dahlia </td> </tr>
</table> </body> </html>

```

**Answer:**



(1 mark for correct structure of table ( number of rows and columns)  
1 mark for correct table heading row  
1/2 mark each for correct data rows in the table)

**OR**

Observe the following table and write the HTML code to generate it:

SERIALNO	CLASS	NUMBER OF STUDENTS		
		ENGLISH	HINDI	REGIONAL
1	X A	35	10	6
2	X B	31	15	4

**Answer:**

```
<html> <head> <title> Table </title> </head>
<body>
<table border="1">
<tr> <th align="center" ROWSPAN="2"> SERIALNO</th> <td
ROWSPAN="2"> CLASS</td> <th COLSPAN="3">NUMBER OF
STUDENTS </th> </tr>
<tr> <td> ENGLISH </td> <td> HINDI </td>
<td>REGIONAL</td></tr>
<tr align="center"> <td align="center"> 1 </td> <td align="center"> X
A </td> <td>35</td><td>10</td><td>6</td></tr>
<tr align="center"> <td align="center"> 2 </td> <td align="center"> X
B </td> <td>31</td><td>15</td><td>4</td></tr>
</table> </body> </html>
```

( 1 mark for correct HTML and table code structure  
1 mark for correct table heading row  
½ mark each for correct data rows in the table)

**Section – C ( Scratch)**

15

Differentiate between



and



blocks?

2

**Answer:**

The instructions enclosed in the forever block keep on executing till the time the project is running or the Stop button is not pressed. The instructions enclosed in the repeat ( ) block execute for the given number of times.

(2 mark for correct difference)

OR

Differentiate between



and



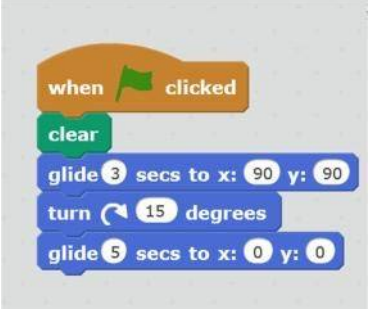
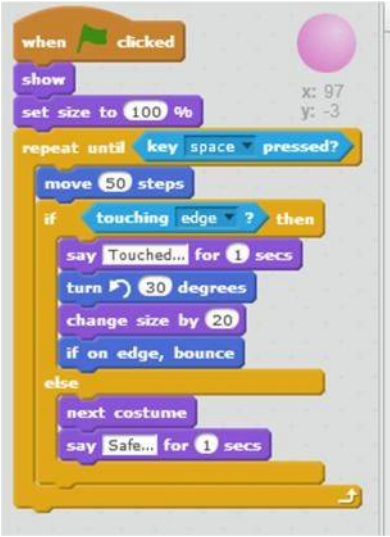
blocks.

**Answer:**

The instruction blocks enclosed inside the if ...block are executed only if the condition is true. Nothing happens if the condition is false.

In case of if..then...else block, the instruction blocks enclosed inside the if are executed if the condition is true. If the condition is false, then the instruction blocks enclosed inside the else part are executed.

(2 mark for correct difference)

<p>16</p> <p>(i)</p>	<p>Study the scripts given below and answer the questions.</p> <p>What will be the final position of the cat (Scratch mascot) after running the following script?</p>  <p><b>Answer: Centre of the stage</b> ( 1 mark for correct answer)</p>	<p>1</p>
<p>(ii)</p>	<p>What happens when the sprite does not touch the edge of the stage?</p>  <p><b>Answer: It changes its costume and displays the caller box with message “Safe’ for one second.</b> ( ½ mark for first part ( changes costume) and ½ mark for second part ( displays caller box))</p>	<p>1</p>
<p>(iii)</p>	<p>In question (ii) above, what happens when the sprite touches the edges.</p> <p><b>Answer:</b></p> <ul style="list-style-type: none"> <li>• <b>Displays the caller box saying “Touched..”</b></li> <li>• <b>Turns on the left by 30 degrees</b></li> <li>• <b>Increases its size by 20 points</b></li> <li>• <b>Bounces back</b></li> </ul> <p>(½ mark for each correct task)</p>	<p>2</p>

17	<p>Name the tab and category of blocks that should be selected to do the following:</p> <p>(i) Ask the user's name  <b>Answer:</b>  <b>Scripts tab/ Sensing category of blocks</b>  <i>( ½ mark for correct tab and ½ mark for category)</i></p> <p>(ii) Add a variable to store points of the game  <b>Answer: scripts tab / Data category of block</b>  <i>( ½ mark for correct tab and ½ mark for category)</i></p>	2
<b><u>Section –D (Python)</u></b>		
18	<p>Which of the following are valid variable names in Python?</p> <p>1plus2 , if, my_book, yes&amp;no, helloworld</p> <p><b>Answer:</b>  <b>My_book and helloworld</b>  <i>( ½ mark for each correct name)</i></p>	1
19	<p>What will be output of the following expressions?</p> <p><b>#Considering Python 2.7</b>  &gt;&gt;&gt;&gt; print ('Test' * 3)  &gt;&gt;&gt;&gt; print ('7'+ '8')</p> <p><b>OR</b></p> <p><b>#Considering Python 3.x</b>  &gt;&gt;&gt;&gt; print ('Test' * 3)  &gt;&gt;&gt;&gt; print ('7'+ '8')</p> <p><b>Answer:</b></p> <p>i. &gt;&gt;&gt; print ('Test' * 3)  &gt;&gt;&gt; <b>TestTestTest</b>  <i>(1 mark for correct answer)</i></p> <p>ii. &gt;&gt;&gt;print ('7'+ '8')  &gt;&gt;&gt;<b>78</b>  <i>( 1 mark for correct answer)</i></p>	2
20	<p>What will be output of the following code if the user enters Principal amount as 20000 and Time as 10 years.</p> <p><b>#Considering Python 2.7</b>  P = input("Enter Principal amount:")  T = input("Enter Time:")  if T&gt;10:  SI = P*T*10/100  else:</p>	2

	<pre>SI = P*T*15/100 print("Simple Interest = ",SI) <b>OR</b> <b>#Considering Python 3.x</b> P = input("Enter Principal amount:") T = input("Enter Time:") if T&gt;10:     SI = P*T*10/100 else:     SI = P*T*15/100 print("Simple Interest = ",SI)  <b>Answer:</b> <b>Simple Interest = 30000</b>  <i>(1 mark for correct calculation of simple interest (1 mark for correct answer with message)</i></pre>	
21	<p>Write a code that displays the sum of first 10 natural numbers.</p> <p><b>Answer:</b></p> <pre>x=1 sum=0 while(x&lt;=10):     sum=sum+x     x=x+1 print (sum)  <i>( 1 mark for initialization of x and sum ( 1 mark for while loop) (1 mark for print statement)</i></pre>	3